



**Pupil Progress and Achievement Information -
Key Stage 5**

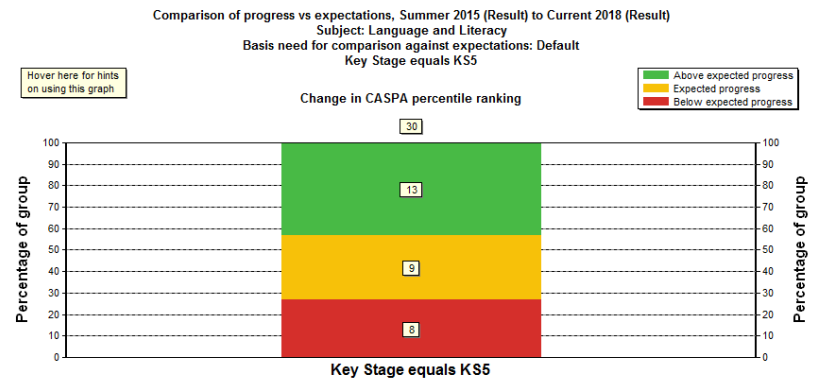
(2017 / 2018)

Headline Results

- The vast majority of pupils are on track to meet or exceed expected outcomes against other Post-16 pupils nationwide within the CASPA dataset for KS5.
- Achievement for all score = 1818, Annual Accreditation points score is 833.25.
- This year we had the second highest score for students achieving points in the Life and Living skills program
- We had the second highest AFA score (1818), with the highest recorded PSHE AFA score of 393.
- 100% of leaving pupils working within KS4+ are maintaining a successful Further Education or Social Care Placement or are in paid work, on leaving St. Nicholas School. 95% of pupils are attending college after leaving in July 2018, and 1 student (5%) is achieving in their social care placement. Yr 2 - 93% of pupils are continuing to achieve in their educational placement, 1 student is currently having transport issues, however this is being monitored by Canterbury College.

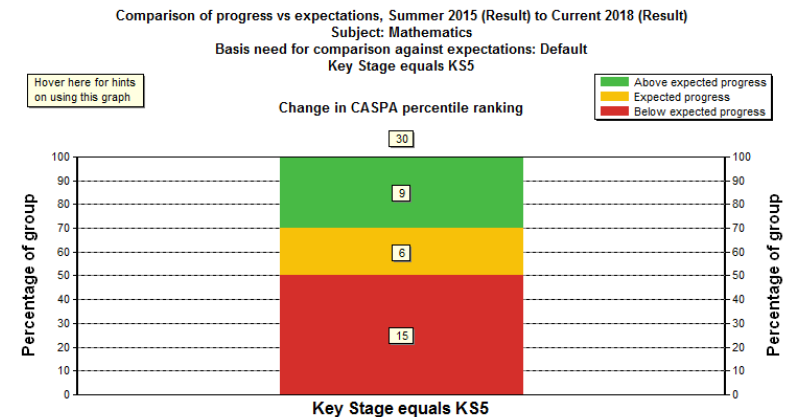
English (2015 - 2018)

- 68% made good or better progress, compared against similar pupils nationwide (CASPA dataset). 43% of pupils made outstanding progress, exceeding CASPA expectations!
- 4 students achieved their FS EL2 qualifications.



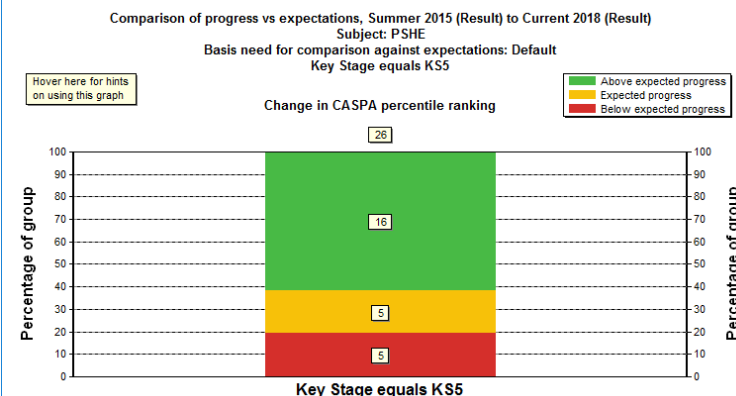
Maths (2015 - 2018)

- 50% made good or better progress, compared against similar pupils nationwide (CASPA dataset)
- 30% of pupils made outstanding progress, exceeding CASPA expectations!
- 4 students achieved Entry Level 2 in FS Maths



PSHE (2015 - 2018)

- 81% made good or better progress, compared against similar pupils nationwide (CASPA dataset)
- 62% of pupils made outstanding progress, exceeding CASPA expectations!
- 8 Students achieved an Entry Level 3 accreditation in the OCR Life and Living skills programme at either introductory, award or certificate level.



Exam Results - 2017 / 2018

External Exam results in the 2017 - 2018 Series														
Number of students entered at each level in KS 4 & 5 (combined)														
Course Title	Unit Entry	EL1	EL2	EL3	L1	L2	Bronze	Silver	Gold	Total number of complete successful passes at appropriate	KS3	KS4	KS5	
Duke of Edinburgh's Award Scheme							5	4				8	1	9
Sports Leaders UK Award in Sports Leadership L1					5							5		5
CIEH - Food Hygiene and Safety Award														0
OCR Functional Skills English		6	6									8	4	12
OCR Functional Skills Maths		8	8									9	7	16
OCR Functional Skills ICT		6	8									13	1	14
OCR Science														0
Trinity College Arts Award L1							20					17	3	20
City and Guilds Skills for working Life			7									2	5	6
OCR Art and Design														0
OCR Life and Living Skills - Award / Cert / Diploma		7	13	14									34	34
	0	27	42	14	5	0	25	4	0					

Backdated KS4/5 Accreditation, Credit Values and Achievement for All Results

ANNUAL ACCREDITATION POINTS SCORES						
	2013	2014	2015	2016	2017	2018
FS En	31	105	118	54	111	66
FS ma	81	96	144	60	137	88
FS ICT	0	85	150	29	96	78
EL Sci	50	60	110	72	0	0
ELA & D	66	54		10	10	0
A Award	18.75		68.75	43.75	143.75	125
Home Cook Sk					0	0
GCSE Maths G				0	16	0
GCSE Art F				0	22	0
COPE			25	25	0	0
OAA	12.5				0	0
LLS			195	500	290	375
SFWL		140			60	70
WJEC EP					0	0
SL UK				12.5	37.5	31.25
FS & H			34.5	37.5	0	0
CP EN				142.5	0	0
CP MA				102.5	0	0
TPS	259.25	540	845.25	1088.75	923.25	833.25

Leavers AFA points scores						
	2013	2014	2015	2016	2017	2018
English	145	180	250	357	192	305
Maths	148	181	282	312	196	295
Science (KS4)	80	102	177	216	129	205
ICT				412	248	343
PSHE				358	276	393
PE				241	157	277
TPS CORE	373	463	709	885	517	805
TPS ALL	N/A	N/A	N/A	1896	922	1818

	Cred Val	2012	Credits	2013	Credits	2014	Credits	2015	Credits	2016	Credits	2017-18	Credits
Diploma	37	0	0	0	0	0	0	4	148	10	370	6	222
EL2	37					0	0	2		2		1	
EL1	37					0	0	2		8		5	
Ext Cert	25	1	25	1	25	0	0	1	25	4	100	1	25
EL2										3		0	
EL1	25	1		1		0	0	1		1		1	
Certificate	13	3	39	5	65	1	23	0	0	2	78	9	117
EL3										1		3	
EL2	13	1		2		0	0	0		2		6	
EL1	13	2		3		1		0	0	0	0	0	
Ext Award	9	2	18	2	18	0	0	1	9	0	0	1	9
EL2						1	12					0	
EL1	9	2	18	2		1	9	1				1	
Award	6	0	0	0	0	1	5	0	0	6	36	5	30
EL3										4		2	
EL2		0		0	0	0	0	1		2		3	
EL1	6	0		2	12	1		1				0	
Intro Award	2	4	8	3	6	0	12	2	4	2	4	12	24
EL3	2	3		3		1	3	2		2		9	
EL2	2	0		0	0	0	0	0	0	0	0	3	
EL1	2	1		0	0	1	100	0	0	0	0	0	
Total Credit values		20	108	24	126	8	164	18	186	49	588	68	427